











<b>TIPS TO HELP PROTECT YOUR FUR</b>		
1.		<p><b><u>BROAD-SHOULDER HANGERS:</u></b></p> <ul style="list-style-type: none"> <li>• Hang your fur on a <b>broad-shouldered hanger</b>. Wire hangers are a no-no! Be sure to leave enough room so that the fur isn't crushed.</li> </ul>
2.		<p><b><u>DO NOT-DO NOT!</u></b></p> <ul style="list-style-type: none"> <li>• Store your fur in a plastic bag; air cannot circulate and the skins will dry out.</li> <li>• Leave your fur near heat as the fur and leather dry out.</li> <li>• Pick up your garment by the hood.</li> <li>• Mothproof fur with balls or chemical sprays.</li> <li>• Apply perfume/cologne directly on the fur. Makeup can cause stains and oil buildup on your fur collar.</li> <li>• Dry-clean your fur!!</li> </ul>
3.		<p><b><u>STORAGE-BREATHING ROOM:</u></b></p> <ul style="list-style-type: none"> <li>• Keep your fur garment in a closet when not wearing it; excessive light can oxidize your fur and cause it to change color. When traveling use a breathable fabric garment bag. (Do not store in a plastic bag.)</li> </ul>
4.		<p><b><u>WET FUR:</u></b></p> <ul style="list-style-type: none"> <li>• <b>Rain or Snow</b>-Simply shake your fur or use soft towel to remove excess water &amp; hang garment to dry on broad-shouldered hanger in circulating air. <b>NO</b> hairdryer, heater or radiator!! After it's dry, sheared furs vigorously shake it out &amp; if longhair fur use brush stroking with the nap.</li> </ul>
5.		<p><b><u>PROFESSIONAL REPAIRS</u></b></p> <ul style="list-style-type: none"> <li>• Have small rips, separations or loose buttons repaired immediately by a professional.</li> </ul>
6.		<p><b><u>FRICITION:</u></b></p> <ul style="list-style-type: none"> <li>• Can cause excessive wear on your fur. Use caution when getting in &amp; out of your car, and try to avoid rubbing the fur against the seat.</li> <li>• Do not allow a heavy shoulder bag to rub against the same place on the fur.</li> </ul>
7.		<p><b><u>HOT WEATHER-NEED to STORE:</u></b></p> <ul style="list-style-type: none"> <li>• Professionally store your fur during warm weather. Cold temperature, 50F, &amp; humidity control environments protect fur against moths, mold, fires and dryness.</li> </ul>
8.		<p><b><u>PROFESSIONAL CLEANING-DO NOT DRY CLEAN!</u></b></p> <ul style="list-style-type: none"> <li>• Have your fur professionally cleaned once every other year with normal use, more if you wear it a lot. Cleaning re-nourishes the leather &amp; enhances the life of the garment.</li> <li>• <b>DO NOT DRY CLEAN-FUR!</b></li> </ul>